

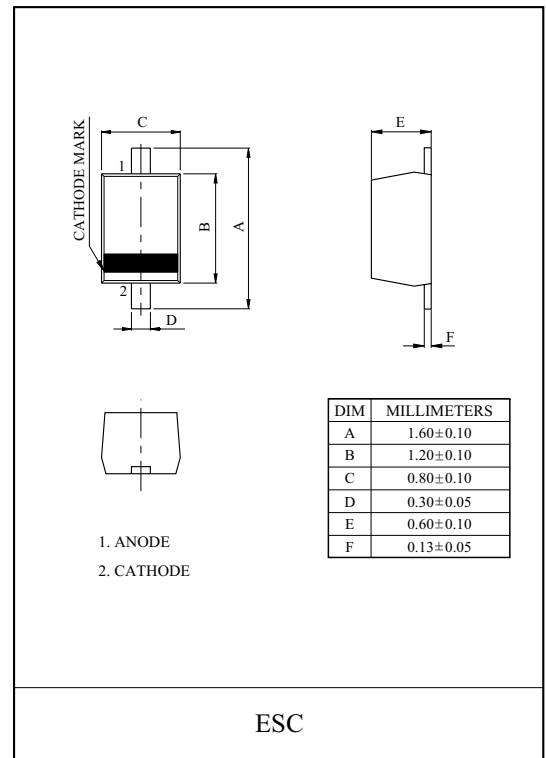
Protection in Portable Electronics Applications.

FEATURES

- 100 Watts peak pulse power ($t_p=8/20\mu s$)
- Transient protection for data lines to
IEC 61000-4-2(ESD) 15kV(Air), 8kV(Contact)
IEC 61000-4-4(EFT) 40A($t_p=5/50ns$)
IEC 61000-4-5(Lightning) 10A($t_p=8/20\mu s$)
- Small package for use in portable electronics.
- Suitable replacement for Multi-Layer Varistors in ESD protection applications.
(* Multi-Layer Varistors [0402 Size])
- Protects on I/O or power line.
- Low clamping voltage.
- Low leakage current.

APPLICATIONS

- Cell phone handsets and accessories.
- Microprocessor based equipment.
- Personal digital assistants (PDA's)
- Notebooks, desktops, & servers.
- Portable instrumentation.
- Pagers peripherals.

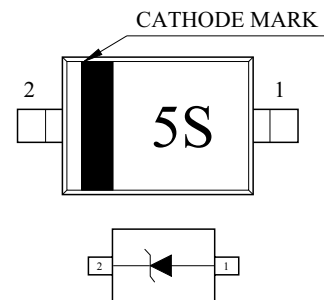


Datasheet.Live

MAXIMUM RATING ($T_a=25^\circ C$)

CHARACTERISTIC	SYMBOL	RATING	UNIT
Peak Pulse Power ($t_p=8/20\mu s$)	P_{PK}	100	W
Peak Pulse Current ($t_p=8/20\mu s$)	I_{PP}	10	A
Junction Temperature	T_j	-55 ~ 150	$^\circ C$
Storage Temperature	T_{stg}	-55 ~ 150	$^\circ C$

Marking

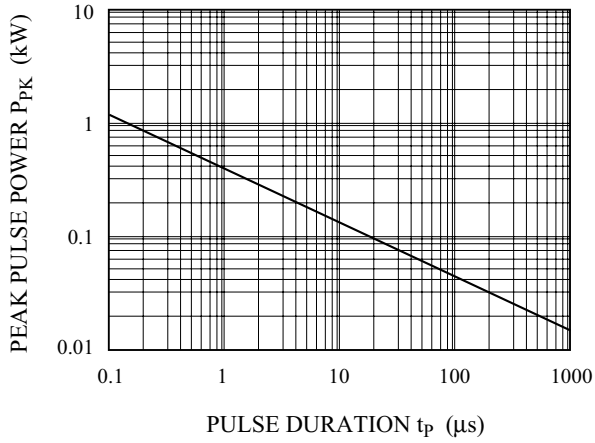


ELECTRICAL CHARACTERISTICS ($T_a=25^\circ C$)

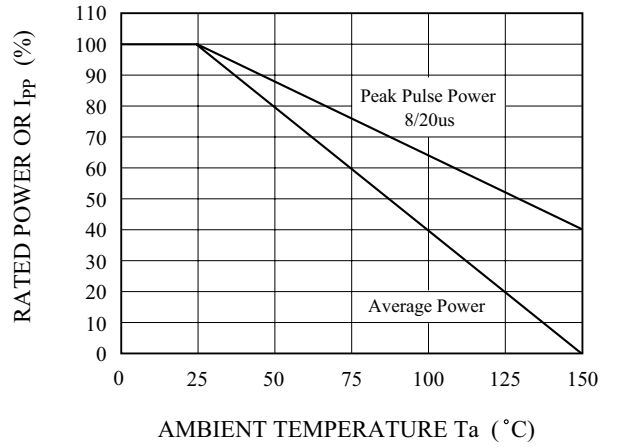
CHARACTERISTIC	SYMBOL	TEST CONDITION	MIN.	TYP.	MAX.	UNIT
Reverse Stand-Off Voltage	V_{RWM}	-	-	-	5	V
Reverse Breakdown Voltage	V_{BR}	$I_r=1mA$	6	-	-	V
Reverse Leakage Current	I_R	$V_{RWM}=5V$	-	-	5	μA
Clamping Voltage	V_C	$I_{PP}=5A, t_p=8/20\mu s$	-	-	9.8	V
		$I_{PP}=10A, t_p=8/20\mu s$	-	-	10.0	
Junction Capacitance	C_J	$V_R=0V, f=1MHz$	-	-	80	pF

PG05FSESC

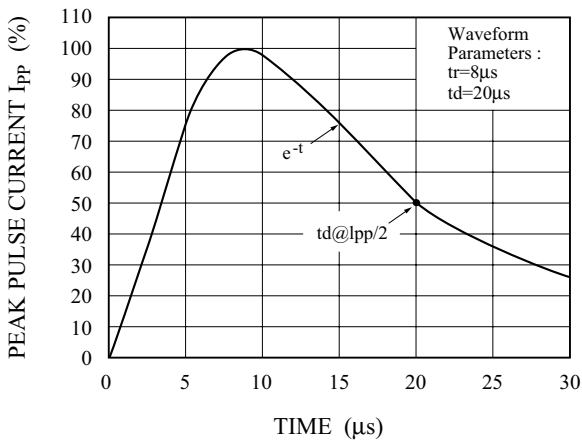
NON-REPETITIVE PEAK PULSE POWER VS. PULSE TIME



POWER DERATION CURVE



PULSE WAVEFORM



$C_J - V_R$

